



R.M Public School

(CBSE AFFILIATION NO. 730072)

Session 2026-27

SUMMER Vacation

HOLIDAY HOMEWORK

Learn • Explore • Create • Enjoy

A perfect blend of learning and fun
to make your vacation meaningful and memorable! ★



CLASS 8th



Boost
Creativity



Enhance
Learning



Build
Confidence



Develop
Life Skills



Connect with
the World

Happy Holidays! ♥

Keep learning, keep growing!

Dear Students,

"Learning never exhausts the mind."

— *Leonardo da Vinci*

This summer, we encourage a blend of joyful relaxation and purposeful learning. Our holiday homework is designed by mentors to help your child develop skills and interests, aligning with our motto of '**Fun and Learn**' and fostering responsible young minds.

REMEMBER

- **Neatness and hygiene** are part of your routine.
- **Holidays homework** is a part of subject enrichment and will be assessed on the basis of creativity and efforts of the students.
- It's a perfect time to **enhance your speaking skills and vocabulary** by conversing in English with your family and siblings.
- **Reading is essential** for those who seek to rise above the ordinary. Spend your quality time with reading purposeful books.
- **A beautiful handwriting** makes a good impression. Practice one page of English and Hindi writing daily.
- **Schedule your time** for activities so that there is no piling up for the last moment.
- **Holiday homework** should be your authentic creative work.

SUBMIT HOLIDAYS HOMEWORK ACCORDING TO THE GIVEN TIME AND SLOT SCHEDULE

DATE	SLOTS	ROLL NO.	TIMING
20/07/2026	FIRST	1-15	9:00 am to 9:30 am
	SECOND	16 ONWARDS	9:30 am to 10:00 am

- School will remain open between **8:30 am to 01:00 pm** on all working days except Sundays and Gazetted Holidays.

NOTE: The marks of holiday homework will be included in your **Term-1 Exam**. Kindly submit the holiday homework on above mentioned slots, later it will not be accepted by the class teacher.

HAPPY SUMMER VACATION!

Vacations are the best time to relax and enjoy. Summer vacation is the reason behind fun in the Sun, beach and shadow of the umbrella.

This is to inform all the students that the summer vacation is going to begin on **08th June, 2026 and will end on 22nd July, 2026. The school will reopen on 23rd July, 2026**

- Summer holidays homework has been uploaded on our school website : www.rmpublicschool.com. Kindly go through it.
- We hope you have a fantastic vacation with your family.

S. No	Subject	Topics	Activity
1	English	Dracula Speaking Skill	After reading each chapter of 'Dracula', write new characters introduced, important events, scary/suspenseful moments, new vocabulary and your feelings while reading the novel and decorate pages with gothic borders Record a 2–3-minute speech on “Importance of Time Management”.
2	Hindi	पाठ-01 स्वदेश – तिरंगा शीर्षक: स्वदेश प्रेम एवं स्वदेशी वस्तुओं का महत्व पाठ-03 एक आशीर्वाद – कार्ड शीर्षक: बुजुर्गों का आशीर्वाद – जीवन का आधार पाठ-04 हरिद्वार – गंगा शीर्षक: गंगा प्रदूषण – समस्या	प्रश्न: मेड इन इंडिया अभियान से देश को क्या लाभ है? 5 स्वदेशी वस्तुओं के नाम लिखो। प्रश्न: तुम्हें अपने दादा/दादी से कौन से 5 आशीर्वाद मिले? कविता की 2 पंक्तियाँ लिखो। प्रश्न: गंगा गंदी क्यों हो रही है? उसे साफ करने के 3 उपाय लिखो।

		اور समाधान	
3	Maths	Number Play Quadrilateral	Create a mini museum showing different types of numbers- Natural, Whole, Integers, Prime, Composite, Even and odd numbers with examples. Quadrilateral Hunt: <ul style="list-style-type: none"> ✓ Look around your home/school and identify different types of quadrilaterals ✓ Draw or paste pictures of each object. ✓ Mention their properties (sides, angles, diagonals).
4	Science	The Invisible Living World Pressure, Winds, Storms and Cyclones	Create a "Thank You" card for Edward Jenner. On the inside, briefly explain how he created the first vaccine (Smallpox) and how vaccines "train" our immune system to fight microbes. Draw a futuristic junkyard crane that uses a giant electromagnet to lift old cars. Label the "On/Off" switch and explain why a permanent magnet wouldn't work for this job.
5	Social Studies	The Colonial Era in India Factors of Production	Create a "Colonial Times" newspaper. Report writing: Conduct a local survey to prepare a report regarding Land, Labour, Capital and Entrepreneurship in your area depicting their economic contribution towards the society.
6	Main Urdu		صفت کی تعریف اور صفت کی اقسام کو تفصیل کے ساتھ ایک چارٹ پر لکھیے

Class 8th A

Subject	Roll no	Model
English	01,05,09,13, 17,21,25	Prepare a "Suitcase of Memories" model based on the chapter-The Partition.




Subject	Roll no	Model
Hindi	02,06,10,14,18,22,26	मुहावरे स्पिनिंग व्हील तीर घुमाओ और सीखो ।



Subject	Roll no	Model
Maths	03,07,11,15,19,23,27	Make a working model on 3D shapes.



Subject	Roll no	Model
Science	04,08,12,16,20,24,28	Make a hydraulic lift (Syringe Model).



Subject	Roll no	Model
S.St	29,30,31,32, 33,34,35,36	Design a timeline wheel showing important events of the Maratha Empire.



Subject	Roll no	Model
Art and craft	01 to 36	Create a small indoor garden using pots or recycled containers.



Class 8th B

Subject	Roll no	Model
English	01,05,09,13,17,21	Prepare a model of a letter box and label it with at least 5 mail accounts and include the format of Formal Letter.




Subject	Roll no	Model
Hindi	02,06,10,14,18,22	कारक चक्र घड़ी




Subject	Roll no	Model
Maths	03, 07, 11, 15, 19, 23	Make a model of Divisibility Rules.



Subject	Roll no	Model
Science	04,08,12,16,20,24,28	Make a simple electromagnet model.



Subject	Roll no	Model
S.St	25,26,27,29,30, 31,32,33	Make a 3D Pyramid model of Factors of Production (Land, Labour, Capital, Entrepreneurship) with examples.

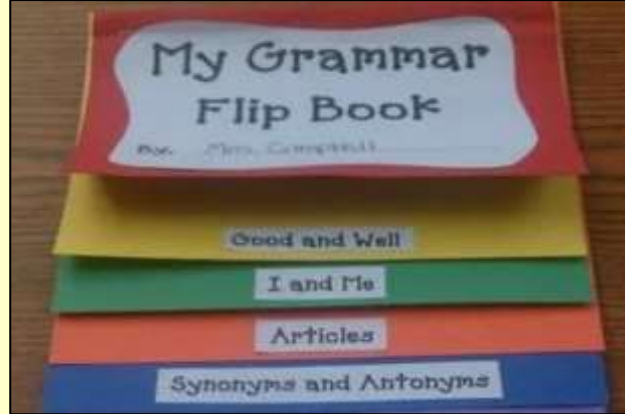


Subject	Roll no	Model
Art and Craft	01 to 33	Create a warli art on glass bottle.



Class 8th D


Subject	Roll no	Model
English	01,05,09,13,17,21,25	Prepare a "My Grammar Flip Book" on Determiners, Active/Passive with rules and examples.



Subject	Roll no	Model
Hindi	02,06,10,14,18,22,26	नारा लेखन का नमूना(शीर्षक- हिंदी भाषा)



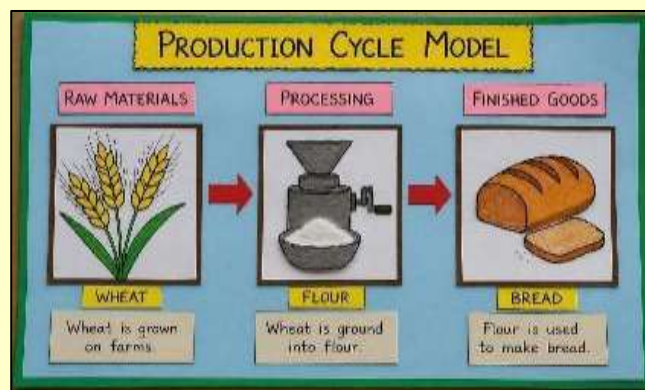
Subject	Roll no	Model
Maths	03, 07, 11, 15, 19, 23, 27	Make a Proportional Reasoning Model.



Subject	Roll no	Model
Science	04, 08, 12, 16, 20, 24, 28	Make a working model of different types of forces.



Subject	Roll no	Model
S.St	29, 30, 31, 32, 33, 34, 35	Make a Production Cycle Model Raw material-Processing-Finished Goods (e.g. wheat to bread).




Subject	Roll no	Model
Art and Craft	01 to 35	Make a jewellery item with paper mache.



Class 8th E

Subject	Roll no	Model
English	01, 05, 09, 13, 17, 21, 25	Make an attractive Poetic Device Tool Box model including simile, metaphor, alliteration, onomatopoeia and personification.



Subject	Roll no	Model
Hindi	02,06, 10, 14, 18, 22, 26	कटपुतली मंच द्वारा कबीर की वाणी का नमूना प्रदर्शन करें।



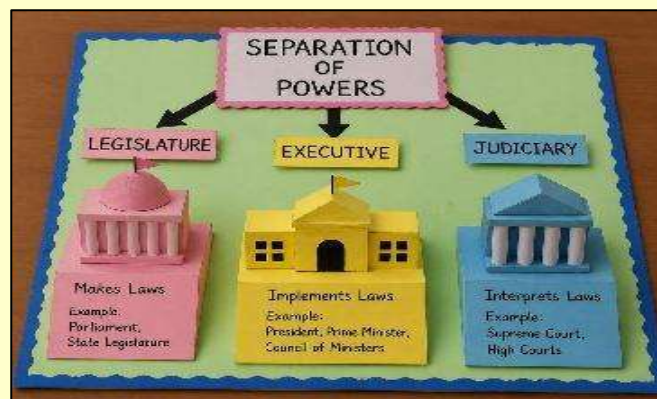
Subject	Roll no	Model
Maths	03,07,11,15,19,23,27	Make a Number Play Model.



Subject	Roll no	Model
Science	04, 08, 12, 16, 20, 24, 28	Make a mini weather station.



Subject	Roll no	Model
S.St	29, 30, 31, 32, 33	Create a Separation of Powers Model legislature, executive, judiciary in one visual structure.




Subject	Roll no	Model
Art and Craft	01 to 33	Create a decorative item using waste/recycled material.



Class 8th K

Subject	Roll no	Model
English	01,05,09,13,17,21	Prepare handmade pamphlets. To promote "Organic Farming" on Good Agricultural Practices.



Subject	Roll no	Model
Hindi	02,06,10,14,18,22	समास के माध्यम से शब्दों का पिड़ड़ा - समाज सेवा का नमूना बनाएं।



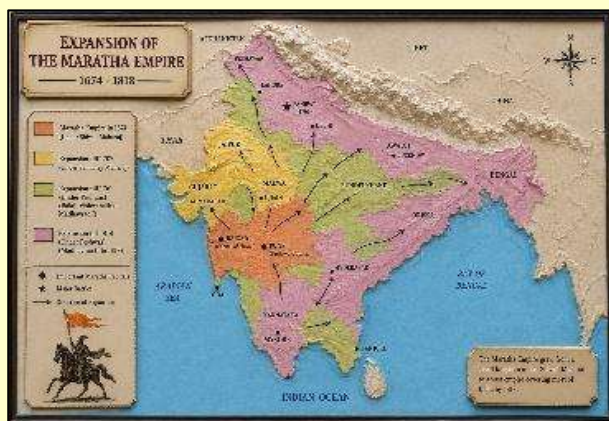
Subject	Roll no	Model
Maths	03,07,11,15,19,23	Make a Human Quadrilateral Family Tree .



Subject	Roll no	Model
Science	04,08,12,16,20,24	Make a yeast cell structure model with clay and different waste material.



Subject	Roll no	Model
S.St	25,26,27,28,29,30	Create a map model showing the expansion of the Maratha Empire.



Subject	Roll no	Model
Art and craft	01 to 30	Make a model of waterfall with the help of paper mache and stones.



Material Required:

- ✓ English – A4 size sheet, cardboard, glue, scissors, sketch pens, shoe box, waste paper.
- ✓ Hindi – A4 size sheet , cardboard, glue, scissors, sketch pens, shoe box.
- ✓ Maths – A4 size sheet , cardboard, glue, scissors, sketch pens, shoe box.
- ✓ Science – A4 size sheet , cardboard, glue, scissors, sketch pens, shoe box, plastic glass, magnet, battery, etc.
- ✓ Social Science – A4 size sheet , cardboard, glue, scissors, sketch pens, shoe box, plastic glass, Chart paper, etc.
- ✓ Art and Craft –waste containers as pots, colourful sheets, threads, cardboard, stones, poster colours, chartpapers, glass bottles, etc.

Instructions regarding VIDEO/ PPT/PDF:

Kindly support your child in preparing a video project on English and Environmental Studies (EVS) and send it on following Email ID: rmhomeworksubmission@gmail.com

Format: PDF/MP4 only | Max size: 25MB.

Naming convention: Child Name_2nd_Section_RollNo

Example: "Aarav_2nd_A_05"

Prioritize safety:

- Avoid sharp tools.
- Students are required to keep A4 size sheets in a folder for each subject with proper details.
- Parental supervision required for craft activities, especially during usage of hot glue.

The Best ADVENTURES happen in

SUMMER!

Take time to **relax, explore, learn and grow.**
Make memories that will last a lifetime!

THIS SUMMER...

- ★ Read new books
- 🌸 Learn new things
- ♥ Spend time with family
- 📷 Capture beautiful moments
- 😊 Stay healthy & active
- ☀️ Be kind and spread happiness

Relax

Recharge

Refresh

Restart

Thank You!

R.M. Public School thanks all the amazing students for their hard work and enthusiasm.

You all are Superstars!

See you soon with **BRIGHT SMILES, WONDERFUL MEMORIES** and a **HEART** full of **POSITIVE ENERGY!**

Regards,
Vice Principal

Have a safe, joyful and **AMAZING SUMMER BREAK!**