



R.M Public School

(CBSE AFFILIATION NO. 730072)

Session 2026-27

SUMMER Vacation

HOLIDAY HOMEWORK

Learn • Explore • Create • Enjoy

A perfect blend of learning and fun
to make your vacation meaningful
and memorable! ★



CLASS
1st



Boost
Creativity



Enhance
Learning



Build
Confidence



Develop
Life Skills



Connect with
the World

Happy Holidays! ♥
Keep learning, keep growing!

Dear Students,

"Learning never exhausts the mind."

— *Leonardo da Vinci*

This summer, we encourage a blend of joyful relaxation and purposeful learning. Our holiday homework is designed by mentors to help your child develop skills and interests, aligning with our motto of '**Fun and Learn**' and fostering responsible young minds.

REMEMBER

- **Neatness and hygiene** are part of your routine.
- **Holidays homework** is a part of subject enrichment and will be assessed on the basis of creativity and efforts of the students.
- It's a perfect time to **enhance your speaking skills and vocabulary** by conversing in English with your family and siblings.
- **Reading is essential** for those who seek to rise above the ordinary. Spend your quality time with reading purposeful books.
- **A beautiful handwriting** makes a good impression. Practice one page of English and Hindi writing daily.
- **Schedule your time** for activities so that there is no piling up for the last moment.
- **Holiday homework** should be your authentic creative work.

SUBMIT HOLIDAYS HOMEWORK ACCORDING TO THE GIVEN TIME AND SLOT SCHEDULE

DATE	SLOTS	ROLL NO.	TIMING
20/07/2026	FIRST	1-15	9:00 am to 9:30 am
	SECOND	16 ONWARDS	9:30 am to 10:00 am

- **School will remain open between 8:30 am to 01:00 pm on all working days except Sundays and Gazetted Holidays.**

NOTE: The marks of holiday homework will be included in your **Term-1 Exam**. Kindly submit the holiday homework on above mentioned slots, later it will not be accepted by the class teacher.

HAPPY SUMMER VACATION!

Vacations are the best time to relax and enjoy. Summer vacation is the reason behind fun in the Sun, beach and shadow of the umbrella.

- This is to inform all the students that the summer vacation is going to begin on **1ST June, 2026 and will end on 22ND July, 2026. The school will reopen on 23RD July, 2026**
- Summer holidays homework has been uploaded on our school website : www.rmpublicschool.com. Kindly go through it.
- We hope you have a fantastic vacation with your family.

S. No	Subject	Topics	Activity
1	English	1. Reading Skill 2. Writing Skill 3. Speaking Skill	<ul style="list-style-type: none">• Read one page daily from English textbook.• Write 10 pages of cursive writing.• Student will prepare a short and creative video on Doing Words (Action Words).• Running• Jumping• Dancing <p style="text-align: center;">Instructions</p> <ul style="list-style-type: none">• Perform the action while speaking the word.• Speak clearly with confidence and proper expressions.• Duration of the video should be 1–2 minutes.
2	Hindi	<ul style="list-style-type: none">• लेखन कौशल• पठन कौशल	<ul style="list-style-type: none">• 10 पृष्ठ 'सुलेख' के लिखें।• "मेरा परिवार" और "मेरे स्कूल" पर पांच पंक्तियां लिखें।• अपनी पुस्तक से एक पृष्ठ रोज़ का पढ़ें।
3	Maths	Mathematical Calculation	<ul style="list-style-type: none">• Learn and write tables from 2 to 5.• Learn and write number names from 1 to 50.• Do 10 sums of Addition and 10 sums of Subtraction .

4	EVS	Fun Task	<ul style="list-style-type: none"> • Student will record a short and creative video on any two of the given topics and speak 4–5 lines confidently. <p style="text-align: center;">Suggested Topics</p> <ul style="list-style-type: none"> • Save water • Cleanliness around us • Healthy food vs Junk food • My daily routine <p style="text-align: center;">Instructions</p> <ul style="list-style-type: none"> • Speak clearly with confidence and proper expressions. • Use simple and meaningful sentences. • Duration of the video should be 1–2 minutes. <p>Frame five one word question answer from chapter no 5.</p>
5	URDU	تخلیقی کام	<p>بچے اپنی انگلیوں سے پھول، سورج یا درخت بنائیں اپنے پسندیدہ پھل کی تصویر بنائیں اور اس کا نام اردو میں لکھیں 10 رائٹنگ پیج لکھیں</p>

PURSUIT OF KNOWLEDGE

CLASS 1ST A

Subject	Roll no	Model
English	1,5,9,13,17,20,22	Make a model of Bird feeder.



Subject	Roll no	Model
Hindi	2,6,10,14,18,23	<ul style="list-style-type: none"> एक सुंदर सा मोर बनाकर उसके ऊपर व्यंजन लिखकर चिपकाएं।



Subject	Roll no	Model
Maths	3,7,11,15,19,21	Best out of waste Piggy bank.



Subject	Roll no	Model
EVS	4,8,12,16,20,24	Make a Table mat of old clothes.



Class 1ST B

Subject	Roll no	Model
English	1,5,9,13,17,21	Make a model of Noun.



Subject	Roll no	Model
Hindi	2,6,10,14,18, 22	अपने परिवार का एक सुंदर सा कोलाज बनाएं और उसको सजाएं।



Subject	Roll no	Model
Maths	3,7,11,15,19,23	Prepare a model of Time



Subject	Roll no	Model
EVS	4,8,12,16,20,24	Make a chart of Good habits.



Class 1ST D

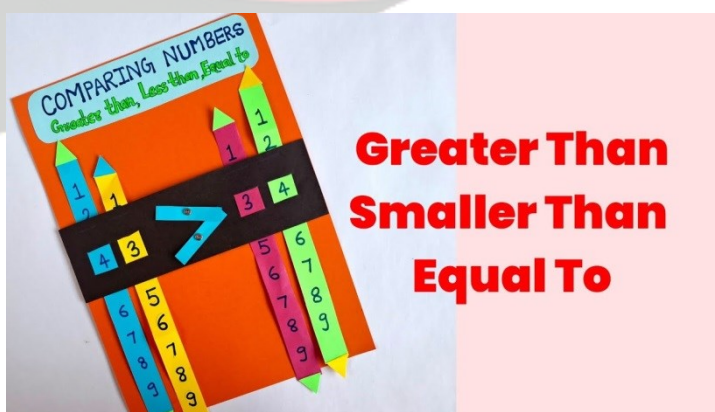
Subject	Roll no	Model
English	1,5,9,13,17,21	Make a Pronoun flower garden.



Subject	Roll no	Model
Hindi	2,10,14,18,22	<ul style="list-style-type: none"> लकड़ी के बुरे से एक सुंदर सा फलों का चित्र तैयार करें जैसा चित्र में दर्शाया है।



Subject	Roll no	Model
Maths	3,7,11,15,19,23	Make a working model on Comparison of Numbers.



Subject	Roll no	Model
Evs	4,8,12,16,20	Make a birthday card for Grandparents.

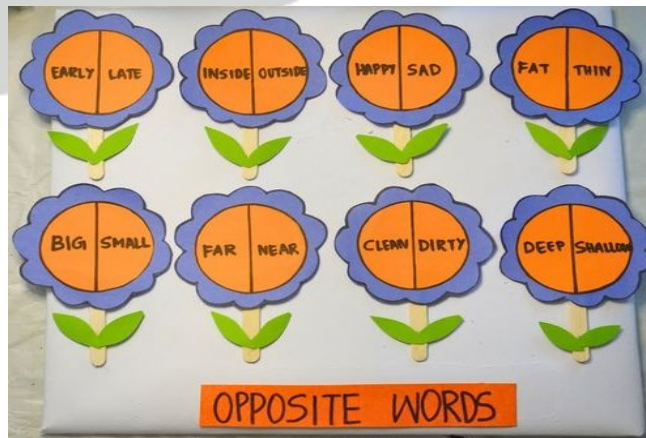


Subject	Roll no	Model
Urdu main	6	دنوں کے نام کا پروجیکٹ بنائے۔



Class 1ST K


Subject	Roll no	Model
English	1,5,9,13,17,21,25	Make an Opposite Words collage.



Subject	Roll no	Model
Hindi	2,6,10, 14,18, 22,24,26	<ul style="list-style-type: none"> • एक सुंदर सा गुलदस्ता बनाएं और उसके अंदर स्वर लिख कर चिपकाएं।



Subject	Roll no	Model
Maths	3,7,11,15,19,23	Make a model of Addition



Subject	Roll no	Model
EVS	4,8,12,16,20,24	Make a model of different types of houses.



MATERIAL REQUIRED

- **ENGLISH** - colourful paper, glue, decorative materials , cardboard glitter sheets, red paper, sketch color, magazine cuttings, chart paper, empty plastic bottles, rope, wooden spoons, pictures, paper cups, straws, etc.
- **Hindi** - कागज़ का गत्ता, रंगीन कागज़, गोंद, नकली पेड़, नकली जानवर, रंगीन चार्ट, तस्वीरें, सजाने का सामान, गमला, पौधा, खाली डिब्बे, रंगीन कलम इत्यादि।
- **Maths** - colourful sheets , sketch colour, glue ,cardboard, paper clip straw, colours , colourful glitter sheets, pearls etc.
- **E.V.S-** cardboard, plastic bottles, colourful sheets, card board , glue, chart paper, good habits pictures, old cloth pieces (cotton, wool, silk), scissors etc

Note:

- Above mentioned work is for whole Ist standard.
- Use separate notebook for the given work.
- Revise term 1 syllabus till date.

Instructions regarding VIDEO/ PPT/PDF:

- Kindly support your child in preparing a video project on English and Environmental Studies (EVS) and send it on following Email ID: rmhomeworksubmission@gmail.com
Format: PDF/MP4 only | Max size: 25MB.
Naming convention: Child Name_Ist_Section_RollNo
Example: “Aarav_Ist_A_05”

Prioritize safety:

- Avoid sharp tools.
- Parental supervision required for craft activities, especially during usage of hot glue.
- The photographs provided are intended solely as inspiration. You are encouraged to design and create your model using your own imagination and creativity.

The Best ADVENTURES happen in

SUMMER!

Take time to **relax**, **explore**, **learn** and **grow**.
Make **memories** that will last a lifetime!

THIS SUMMER...

- ★ Read new books
- 🌸 Learn new things
- ♥ Spend time with **family**
- 📷 Capture beautiful moments
- 😊 Stay **healthy & active**
- ☀️ Be **kind** and spread happiness

Relax

Recharge

Refresh

Restart ♥

“ Thank You! ”

R.M. Public School thanks
all the amazing students
for their hard work and
enthusiasm.

You all are
Superstars!

See you soon with
BRIGHT SMILES,
WONDERFUL MEMORIES
and a **HEART** full of
POSITIVE ENERGY! ”

Have a safe, joyful and
AMAZING SUMMER BREAK!

Regards,
Vice Principal