



R.M Public School

(CBSE AFFILIATION NO. 730072)

Session 2026-27

SUMMER Vacation

HOLIDAY HOMEWORK

Learn • Explore • Create • Enjoy

A perfect blend of learning and fun
to make your vacation meaningful
and memorable! ★



**CLASS
3RD**



Boost
Creativity



Enhance
Learning



Build
Confidence



Develop
Life Skills



Connect with
the World

Happy Holidays! ♥

Keep learning, keep growing!

Dear Students,

"Learning never exhausts the mind."

— *Leonardo da Vinci*

This summer, we encourage a blend of joyful relaxation and purposeful learning. Our holiday homework is designed by mentors to help your child develop skills and interests, aligning with our motto of '**Fun and Learn**' and fostering responsible young minds.

REMEMBER

- **Neatness and hygiene** are part of your routine.
- **Holidays homework** is a part of subject enrichment and will be assessed on the basis of creativity and efforts of the students.
- It's a perfect time to **enhance your speaking skills and vocabulary** by conversing in English with your family and siblings.
- **Reading is essential** for those who seek to rise above the ordinary. Spend your quality time with reading purposeful books.
- **A beautiful handwriting** makes a good impression. Practice one page of English and Hindi writing daily.
- **Schedule your time** for activities so that there is no piling up for the last moment.
- **Holiday homework** should be your authentic creative work.

SUBMIT HOLIDAYS HOMEWORK ACCORDING TO THE GIVEN TIME AND SLOT SCHEDULE

DATE	SLOTS	ROLL NO.	TIMING
20/07/2026	FIRST	1-15	9:00 am to 9:30 am
	SECOND	16 ONWARDS	9:30 am to 10:00 am

- School will remain open between **8:30 am to 01:00 pm** on all working days except Sundays and Gazetted Holidays.

NOTE: The marks of holiday homework will be included in your **Term-1 Exam**. Kindly submit the holiday homework on above mentioned slots, later it will not be accepted by the class teacher.

HAPPY SUMMER VACATION!

Vacations are the best time to relax and enjoy. Summer vacation is the reason behind fun in the Sun, beach and shadow of the umbrella.

- This is to inform all the students that the summer vacation is going to begin on **1st June, 2026 and will end on 22nd July, 2026. The school will reopen on 23rd July, 2026.**
- Summer holidays homework has been uploaded on our school website: www.rmpublicschool.com. Kindly go through it.
- We hope you have a fantastic vacation with your family.

S. No	Subject	Topics	Activity
1.	English	1. Speaking Skills 2. Writing Skills	<p>Student will become little speakers and record a short English video twice in a month. Student may choose given topics from English Textbook.</p> <ul style="list-style-type: none">✓ A Poem or A short story✓ New words with meanings <p>Speak with:</p> <ul style="list-style-type: none">✓ Clear voice✓ Good expressions✓ Confidence and smile <p>Duration of video: 1–2 minutes.</p> <p>Student will prepare a Word Bank Notebook for 10 days.</p> <p>Instructions:</p> <ul style="list-style-type: none">✓ Write 5 new words each day.✓ Write the meaning of each new word.✓ Frame one sentence using each new word. <p>Student can find words from</p> <ul style="list-style-type: none">✓ Storybooks✓ Newspapers✓ Textbooks <p>❖ The best notebook will be awarded.</p>

2	Hindi	<ul style="list-style-type: none"> • लेखन कौशल • पठन कौशल 	<p>अपने पसंदीदा खेल के बारे में दस पंक्तियां लिखें और उसका चित्र भी चिपकाएं।</p> <p>10 पृष्ठ 'सुलेख' के लिखें।</p> <p>अपनी पुस्तक से एक पृष्ठ रोज़ का पढ़ें।</p>
3	Math	Mathematical Calculation	<ul style="list-style-type: none"> ✓ Do 10 questions of Subtraction. ✓ Learn and write tables from 2 to 8
4	EVS	Healthy habits , Healthy me	<p>Student will prepare a short video on healthy habits and save water and speak 5 - 6 lines.</p> <p>Speak with:</p> <ul style="list-style-type: none"> ✓ Clear voice ✓ Good expressions ✓ Confidence and smile <p>Duration of video: 1–2 minutes.</p> <p>Frame 5 one word question answer from the chapter no-5.</p>
5	URDU	تخلیقی کام	<p>رائٹنگ پیج لکھیں (۱۰)</p> <p>اپنے گھر کے بارے میں 5 آسان جملے لکھیں۔</p> <p>ایک پودا لگائیں اور روزانہ اس کو پانی دیں</p>

Class 3rd A

Subject	Roll no	Model
English	1,5,9,13,17,21,25	My summer diary – make a small 20 pages diary . write 1 -2 sentences daily about activity and draw a tiny icon a day daily



Subject	Roll no	Model
Hindi	2,6,10,14,18,22,26	अपनी सुनहरी यादों का एक सुंदर सा कोलाज बनाएं जिसमें आपके बचपन से लेकर अब तक की सभी यादें हों



Subject	Roll no	Model
Maths	3,7,11,15,19,23,27	Create a rotating calendar wheel model and label the day, date, month, season and weather.



Subject	Roll no	Model
EVS	4,8,12,16,20,24,28	Make a model on animal world




Subject	Roll no	Model
English	1,5,9,13,17,21,25	Picture based storytelling-provide a picture of three random images (e.g. A boy, an umbrella, and a puddle), connect the pictures and build a creative story with moral.

The Thirsty crow

Once upon a time. There was a crow. He was very thirsty. He flew here and there in search of water. He saw a pot in the garden. There was a little water in it, He could not drink it. He thought of a plan. He put some stones into it. The water rose up. He drank it and flew away

MORAL: NECESSITY IS THE MOTHER OF INVENTION









Subject	Roll no	Model
Hindi	2,6,10, 14, 18, 22, 26	खाली डिब्बो से एक रेलगाड़ी तैयार कर उसमें पर्यायवाची शब्द लिखें।



Subject	Roll no	Model
Maths	3, 7, 11, 15, 19, 23	Array art

MULTIPLICATION ARRAYS


$2 \times 3 = 6$ 	$3 \times 4 = 12$ 	$4 \times 5 = 20$ 
$5 \times 2 = 10$ 	$2 \times 6 = 12$ 	$3 \times 3 = 9$ 

Subject	Roll no	Model
EVS	4,8,12,16,20,24	Make a model of different sources of water.



Class 3rd D


Subject	Roll no	Model
English	1,5,9,13,17,21,25,29	Make a model of Opposite word.



Subject	Roll no	Model
Hindi	2, 6, 22, 26	रंगीन कागज से एक सुंदर सी आकृति तैयार कर एक तरफ स्त्रीलिंग और दूसरी तरफ पुल्लिंग लिखें।



Subject	Roll no	Model
Maths	3,7,11,15,19,23	Make a robot by using different shapes.



Subject	Roll no	Model
EVS	4,8,12,16,20,24,28	Make a model of different types of Plant.



Subject	Roll no	Model
Urdu main	10, 14, 18, 27	مہینوں کے نام کا پروجیکٹ بنائے



Class 3RD E

Subject	Roll no	Model
English	1,5,9,13,17,21,25	My Magic words- Make a model of 10 Magic words from your surroundings




Subject	Roll no	Model
Hindi	2,6,10,14,18,22	एक सुंदर गमले में पौधा लगाइए। उसे समय समय पर पानी दें तथा उसकी देखभाल करें। पौधे की वृद्धि का ध्यानपूर्वक अवलोकन करें। घर पर पौधे के बारे में 5 पंक्तियाँ लिखें तथा छुट्टियों के बाद पौधे को कक्षा में लाकर उसके बारे में कुछ पंक्तियाँ बोलिए।



Subject	Roll no	Model
Maths	3,7,11,15,19,23	Make a model on 10 Subtraction questions.



Subject	Roll no	Model
EVS	4,8,12,16,20,24	Make a model on photosynthesis.



Class 3RD K

Subject	Roll no	Model
English	1,5,9,13,17, 21,25,29	Prepare a Verb machine.



Subject	Roll no	Model
Hindi	2,6,10,14,18,22,26,30	प्रकृति पर एक सुंदर सा नमूना तैयार करें जिसमें पेड़-पौधे, सूरज, पक्षी, जानवर आदि हों।



MATERIAL REQUIRED

- **ENGLISH** - colorful paper, glue, decorative materials, cardboard glitter sheets, red paper, sketch colors etc.
- **Hindi** - कागज का गत्ता, रंगीन कागज ,गोंद, नकली पेड़, नकली जानवर, रंगीन चार्ट , तस्वीरें ,सजाने का सामान , गमला ,पौधा, खाली डिब्बे ,रंगीन कलम इत्यादि।
- **Maths** - colorful sheets , sketch colors, glue , cardboard, paper clip straw, colors , colorful glitter sheets, pearls etc.
- **EVS**- cardboard, plastic bottles, colorful sheets, cardboard, glue, chart paper, pebbles, dry grass, small cuttings of different fabrics, scissors etc.

NOTE:

- Above mentioned work is for whole 3rd standard.
- Use separate notebook for the given work.
- Revise term 1 syllabus till date.

Instructions regarding VIDEO/ PPT/PDF:

- Kindly support your child in preparing a video project on English and Environmental Studies (EVS) and send it on following Email ID:

rmhomeworksubmission@gmail.com

Format: PDF/MP4 only | Max size: 25MB.

Naming convention: Child Name_3rd_Section_RollNo

Example: “Aarav_3rd_A_05”

Prioritize safety:

- Avoid sharp tools.
- Parental supervision required for craft activities, especially during usage of hot glue.
- The photographs provided are intended solely as inspiration. You are encouraged to design and create your model using your own imagination and creativity.

The Best ADVENTURES

happen in

SUMMER!

Take time to **relax**, **explore**, **learn** and **grow**.
Make **memories** that will last a lifetime!

THIS SUMMER...

- ★ Read new books
- 🌸 Learn new things
- ❤️ Spend time with **family**
- 📷 Capture beautiful moments
- 😊 Stay **healthy** & active
- ☀️ Be **kind** and spread happiness

Relax

Recharge

Refresh

Restart

“ Thank You! ”

R.M. Public School thanks
all the amazing students
for their hard work and
enthusiasm.

You all are
Superstars!

Have a safe, joyful and
AMAZING SUMMER BREAK!

Regards,
Vice Principal

See you soon with
BRIGHT SMILES,
WONDERFUL MEMORIES
and a **HEART** full of
POSITIVE ENERGY! ”



Explore



Relax



Create



Dream



Be Positive