



# R.M Public School


(CBSE AFFILIATION NO. 730072)

Session 2026-27

# SUMMER Vacation

## HOLIDAY HOMEWORK

Learn • Explore • Create • Enjoy

A perfect blend of learning and fun  
to make your vacation meaningful   
and memorable!



**CLASS  
7TH**



Boost  
Creativity



Enhance  
Learning



Build  
Confidence



Develop  
Life Skills



Connect with  
the World

*Happy Holidays!* 

Keep learning, keep growing!

*Dear Students,*

**"Learning never exhausts the mind."**

— *Leonardo da Vinci*

This summer, we encourage a blend of joyful relaxation and purposeful learning. Our holiday homework is designed by mentors to help your child develop skills and interests, aligning with our motto of '**Fun and Learn**' and fostering responsible young minds.

**REMEMBER**

- **Neatness and hygiene** are part of your routine.
- **Holidays homework** is a part of subject enrichment and will be assessed on the basis of creativity and efforts of the students.
- It's a perfect time to **enhance your speaking skills and vocabulary** by conversing in English with your family and siblings.
- **Reading is essential** for those who seek to rise above the ordinary. Spend your quality time with reading purposeful books.
- **A beautiful handwriting** makes a good impression. Practice one page of English and Hindi writing daily.
- **Schedule your time** for activities so that there is no piling up for the last moment.
- **Holiday homework** should be your authentic creative work.

**SUBMIT HOLIDAYS HOMEWORK ACCORDING TO THE GIVEN TIME AND SLOT SCHEDULE**

DATE	SLOTS	ROLL NO.	TIMING
20/07/2026	FIRST	1-15	9:00 am to 9:30 am
	SECOND	16 ONWARDS	9:30 am to 10:00 am

- School will remain open between **8:30 am to 01:00 pm** on all working days except Sundays and Gazetted Holidays.

**NOTE:** The marks of holiday homework will be included in your **Term-1 Exam**. Kindly submit the holiday homework on above mentioned slots, later it will not be accepted by the class teacher.

## HAPPY SUMMER VACATION!

Vacation are the best time to relax and enjoy. Summer vacation is the reason behind fun in the Sun, beach and shadow of the umbrella.

- This is to inform all the students that the summer vacation is going to begin on **08<sup>th</sup> June, 2026 and will end on 22<sup>nd</sup> July, 2026. The school will reopen on 23<sup>rd</sup> July, 2026.**
- Summer holidays homework has been uploaded on our school website :[www.rmpublicschool.com](http://www.rmpublicschool.com). Kindly go through it.
- We hope you have a fantastic vacation with your family.

S. No	Subject	Topics	Activity
1	English	The Baskervilles  Diary Entry	After reading The Hound of Baskervilles, imagine you are Dr Watson. Write a diary entry describing your first night at Baskerville Hall. Include your feelings, the surroundings, and any mysterious events you experienced. (Word limit: 100–120 words).  If you had only three days to see the world, write a diary entry describing what you would do on each day. (Word limit: 100–120 words).
2	Hindi	विज्ञापनलेखन  फूल और कांटे	स्वदेशी चाय का प्रचार हेतु एक सुंदर विज्ञापन तैयार करें। इस पाठ में से दस शब्द चुनकर उनके पर्यायवाची लिखें।
3	Maths	Arithmetic Expression  A Tale of three intersecting lines	A school is organizing a picnic for Class 7 students. The bus company charges Rs.2500 for one bus and Rs.180 for each student. If students are going on the trip: (a) Write an algebraic expression for the total cost. (b) Find the total cost if 45 students go on the trip. (c) If the school collects ₹ 12000, how much money will remain after paying the charges for 45 students?  In a traffic model, three intersecting lines form six angles. Two angles are equal and each is 20 less than the third angle on the straight line. Find all the angles.

4	Science	Nutrition and Respiration Adolescence and Puberty	Maintain a nutrition or diet diary of 5 day diet log.  <b>Make a Report</b> on the physical and emotional changes that take place during adolescence and suggest ways to maintain good health during this stage.
5	Social Studies	Understanding Weather  From Barter to Money	<b>Weather Safety Booklet</b> Make a small booklet on: ✓ Heat Wave Safety ✓ Flood Safety ✓ Thunderstorm Safety ✓ Cold Weather Safety <b>Make a small booklet titled: "Journey of Money"</b> ✓ Barter System ✓ Coins ✓ Paper Money ✓ Digital Payments
6	Main Urdu		صفت کی تعریف اور صفت کی اقسام تفصیلاً مہی ایک چارٹ پر لکھیے

### Class 7<sup>th</sup> A

Subject	Roll no	Model
English	01,06,11,16,21,26	Make a time machine model using rotating wheel of Tenses



Subject	Roll no	Model
Hindi	02,07,12,17,22,27,32	<p>“समाचार पत्र की दुनिया”</p> <p><b>7 दिन तक अखबार पढ़ो। रोज 1 खबर चुनो।</b></p> <p>हर पेज पर:</p> <ul style="list-style-type: none"> <li>✓ खबर चिपकाओ- खेल, मौसम, देश-विदेश, विज्ञान कोई भी</li> <li>✓ बड़े अक्षरों में शीर्षक लिखो</li> <li>✓ 5 उत्तर दो: क्या, कब, कहाँ, कौन, क्यों हुआ</li> <li>✓ कठिन शब्द: 3 शब्द चुनो + अर्थ लिखो</li> </ul>


✓ राय: इस खबर के बारे में अपनी राय लिखो



Subject	Roll no	Model
Maths	03,08,13,18,23,28	Make a working model on Arithmetic Wheel.



Subject	Roll no	Model
Science	04,09,14,19,24,29	Make a working model of an electric circuit.



Subject	Roll no	Model
S.St	05,10,15,20,25,30,31	Make a 3D model of a Cyclone



Subject	Roll no	Model
Art and craft	01 to 32	Indian Folk Art masks.



**Class 7<sup>th</sup> B**

Subject	Roll no	Model
English	01,06,11,16,21,26	<p><b>“Poem to Rap”</b></p> <p>Convert any NCERT poem. Keep meaning same but use modern words + beat. Write lyrics + perform 30-sec video.</p>

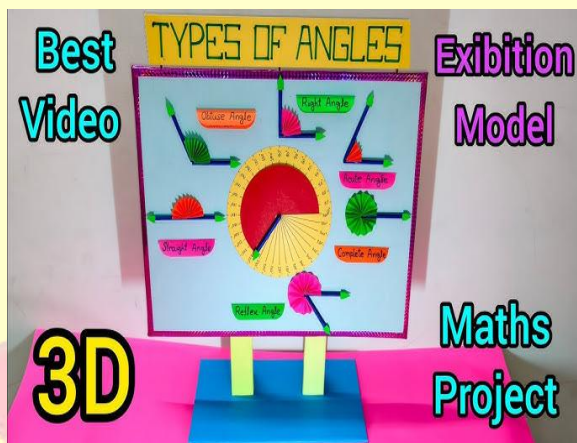


Subject	Roll no	Model
Hindi	02,07,12,17,22,27	वर्षा जल संग्रह का नमूना बनाएं



Subject	Roll no	Model
---------	---------	-------


Maths	03, 08, 13, 18, 23, 28	Make a model of Types of Angles.
-------	------------------------	----------------------------------



Subject	Roll no	Model
Science	04,09,14,19,24,29	Make a model of Rotation of Earth.



Subject	Roll no	Model
S.St	05, 10, 15, 20, 25, 30	Make a 3D model of Rain Gauge.



Subject	Roll no	Model
Art and Craft	01 to 29	Stone painting using fabric colours.



### Class 7<sup>th</sup> D

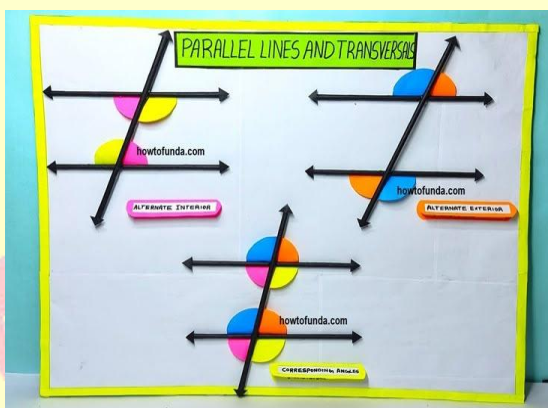
Subject	Roll no	Model
English	01,06,11,16,21,26,31	<b>90 sec Podcast: "The Story in their words"</b> ✓ Summary of "Say the Right Thing" in storyteller voice. ✓ 3 tough words from chapter + meaning + example.



Subject	Roll no	Model
Hindi	02,07,12,17,22,27,32	<b>साक्षात्कार: "अपने परिवार के किन्हीं दो सदस्यों का साक्षात्कार लीजिए। उनसे आजतक की जीवन-यात्रा के बारे में पूछिए।" अपना अनुभव लिखो:</b> ✓ साक्षात्कार लेकर कैसा लगा ? 3 वाक्य ✓ दोनों की जीवन-यात्रा में 2 समानता और 2 अंतर लिखो ✓ परिवार के बुजुर्गों से बात करना क्यों जरूरी है ? 2 कारण



Subject	Roll no	Model
Maths	03,08,13,18,23,28,33	Make a model on Parallel lines and Transversal.



Subject	Roll no	Model
Science	04,09,14,19,24,29,34	Make a model of pendulum.



Subject	Roll no	Model
S.St	05,10,15,20,25,30	Make a working Model of Fundamental Rights showing fundamental right and articles associated with the right.



Subject	Roll no	Model
Art and Craft	01 to 34	Create cute DIY glass bottles with the help of shells, ropes, beads, etc.



### Class 7<sup>th</sup> E

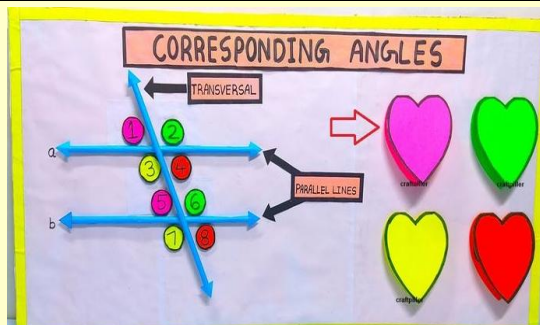
Subject	Roll no	Model
English	01,06,11,16,21,26	“English Around Me” Collage Stick cuttings/photos of 10 items on A4 where you see English daily like kitchen-salt,T.V remote-play/pause.



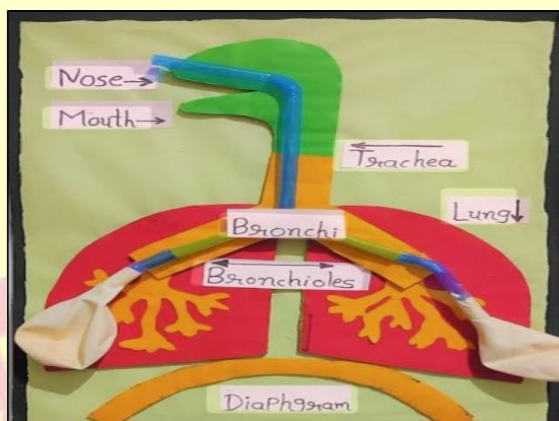
Subject	Roll no	Model
Hindi	02,07,12,17,22,27	कारक पर एक नमूना बनाएँ



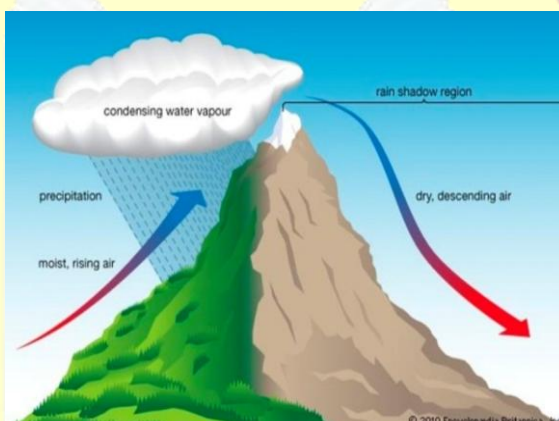
Subject	Roll no	Model
Maths	03,08,13,18,23,28,30,31	Make a working model of Corresponding angles.



<b>Subject</b>	<b>Roll no</b>	<b>Model</b>
Science	04,09,14,19,24,29	Working model of Respiratory system.



<b>Subject</b>	<b>Roll no</b>	<b>Model</b>
S.St	05,10,15,20,25	Make a 3D Model of Rain shadow Region showing Orographic rainfall.




<b>Subject</b>	<b>Roll no</b>	<b>Model</b>
Art and Craft	01 to 31	Make a basket using waste products like bangles, spoons, etc.



## Class 7<sup>th</sup> K

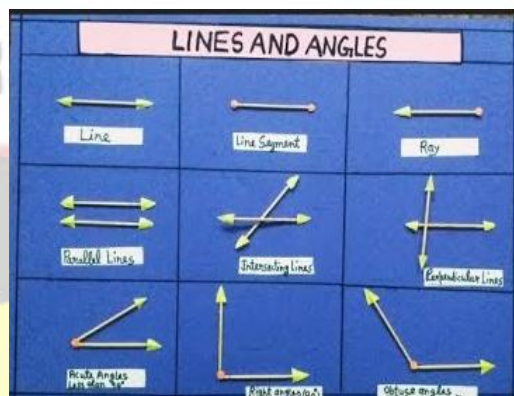
Subject	Roll no	Model
English	01,06,11,16,21,26	Make a wheel spinning model of speech.



Subject	Roll no	Model
Hindi	02,07,12,17,22,27	परिवार और दोस्तों के साथ मुहावरा अंताक्षरी खेलिए और 90 सेकंड का वीडियो रिकॉर्ड कीजिए।



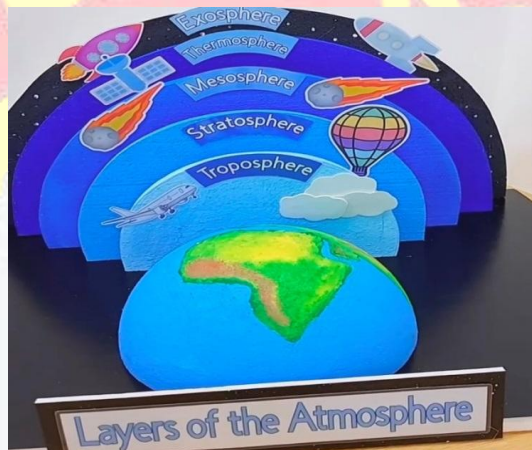
Subject	Roll no	Model
Maths	03,08,13,18,23,28	Make a model of Lines and Angles.



Subject	Roll no	Model
Science	04,09,14,19,24,29	Make a model of rain water harvesting.



Subject	Roll no	Model
S.St	05,10,15,20,25,30,31	Make a 3D model of Layers of atmosphere.



Subject	Roll no	Model
Art and craft	01 to 31	Make a matki design with beads.



#### NOTE:

- Above mentioned work is for whole 7<sup>th</sup> standard.
- Read and write one page daily from your English and Hindi text book to enhance your reading and writing skills.
- Write and learn tables form 2 to 20
- Use separate notebook for the given work.
- Revise term 1 syllabus till date.

#### Prioritize safety:

- Avoid sharp tools.
- Parental supervision required for craft activities, especially during usage of hot glue.

## Material Required:-

- English- A4 size sheet, cardboard, glue, scissor, postersheets, etc.
- Hindi- A4 size sheet, cardboard, glue, scissor, sketchpens, chartpaper, waste newspapers.
- Maths -A4 size sheet, cardboard, glue, scissor, sketchpens, chart paper.
- Science- A4 size sheet, batteries, bulb, cardboard, chartpaper, balls, glue, scissor, sketch pens, clay, thread etc.
- S.st - A4 size sheet, plastic bottles, shoe box, cardboard, glue, scissor, chartpaper
- Art& Craft-Pot, colourfultsheets, cardboard, stones, poster colours, chartpapers, colourful sheets, glass bottles, paper pulp (papier-mâché), softwoods, or terracotta clay.

Instructions regarding VIDEO/ PPT/PDF:

- Kindly support your child in preparing a video project on English and Environmental Studies (EVS) and send it on following Email ID: [rmhomeworksubmission@gmail.com](mailto:rmhomeworksubmission@gmail.com)  
Format: PDF/MP4 only | Max size: 25MB.  
Naming convention: Child Name\_2nd\_Section\_RollNo  
Example: "Aarav\_2nd\_A\_05"

