



R.M Public School

(CBSE AFFILIATION NO. 730072)

Session 2026-27

SUMMER Vacation

HOLIDAY HOMEWORK

Learn • Explore • Create • Enjoy

A perfect blend of learning and fun
to make your vacation meaningful
and memorable! ★



CLASS 6TH



Boost
Creativity



Enhance
Learning



Build
Confidence



Develop
Life Skills



Connect with
the World

Happy Holidays! ♥

Keep learning, keep growing!

Dear Students,

"Learning never exhausts the mind."

— *Leonardo da Vinci*

This summer, we encourage a blend of joyful relaxation and purposeful learning. Our holiday homework is designed by mentors to help your child develop skills and interests, aligning with our motto of '**Fun and Learn**' and fostering responsible young minds.

REMEMBER

- **Neatness and hygiene** are part of your routine.
- **Holidays homework** is a part of subject enrichment and will be assessed on the basis of creativity and efforts of the students.
- It's a perfect time to **enhance your speaking skills and vocabulary** by conversing in English with your family and siblings.
- **Reading is essential** for those who seek to rise above the ordinary. Spend your quality time with reading purposeful books.
- **A beautiful handwriting** makes a good impression. Practice one page of English and Hindi writing daily.
- **Schedule your time** for activities so that there is no piling up for the last moment.
- **Holiday homework** should be your authentic creative work.

SUBMIT HOLIDAYS HOMEWORK ACCORDING TO THE GIVEN TIME AND SLOT SCHEDULE

DATE	SLOTS	ROLL NO.	TIMING
20/07/2026	FIRST	1-15	9:00 am to 9:30 am
	SECOND	16 ONWARDS	9:30 am to 10:00 am

- School will remain open between **8:30 am to 01:00 pm** on all working days except Sundays and Gazetted Holidays.

NOTE: The marks of holiday homework will be included in your **Term-1 Exam**. Kindly submit the holiday homework on above mentioned slots, later it will not be accepted by the class teacher

HAPPY SUMMER VACATION!

Vacations are the best time to relax and enjoy. Summer vacation is the reason behind fun in the Sun, beach and shadow of the umbrella.

- This is to inform all the students that the summer vacation is going to begin on **08th June, 2026 and will end on 22ND July, 2026. The school will reopen on 23RD July, 2026**
- Summer holidays homework has been uploaded on our school website : www.rmpublicschool.com. Kindly go through it.
- We hope you have a fantastic vacation with your family.

S. No	Subject	Topics	Activity
1	English	The Wonderful Wizard of Oz	<p>After reading The Wonderful Wizard of Oz, draw a wheel and the main characters of the novel - Dorothy, Scarecrow, Tin Man, Lion and Toto. Describe your favourite scene from the novel in 80 -100 words. Write one quality and one weakness for each character.</p> <p>Make a mini dictionary by finding at least 60 words from a newspaper and write their meanings with sentences.</p>
2	Hindi	रहीम के दोहे चित्र वर्णन	<p>दोहा कैलेंडर – 12 महीने, 12 सीख हर महीने के लिए रहीम का 1 दोहा लिखो जो उस महीने पर लागू हो और चित्र बनाओ। उदाहरण: जून = रहिमान पानी राखिये... → गर्मी में पानी बचाओ → चित्र बनाओ।</p> <p>✓ 3 दृश्यों के चित्र बनाकर या प्रिंट करके फाइल में चिपकाओ। हर चित्र के नीचे 80-100 शब्दों में चित्र का वर्णन करो !</p>
3	Maths	Number Play	<p>"Number Hunt Around Me" Find any 10 numbers from your surroundings (house numbers, vehicle numbers, mobile numbers, bill numbers, etc.). ✓ Write them in a table. ✓ State whether each number is: ➤ Even or Odd ➤ Prime or Composite (where applicable) "Number Family Tree" Choose any number between 50 and 100.</p>

			<p>Create its "family tree" by writing:</p> <ul style="list-style-type: none"> ➤ Factors ➤ Multiples (first 5)
4	Science	Temperature	<p>Make a colorful poster on: "How to Stay Safe During Extreme Heat and Extreme Cold" Include at least 5 safety tips. Hot or Cold? Collect 5 objects from your home (e.g., steel spoon, wooden ruler, water bottle, notebook, cloth).</p> <ul style="list-style-type: none"> • Touch each object and note whether it feels hot, cold, or normal. • Explain why different objects feel different even when kept in the same room.
5	Social Studies	India that is Bharat	<p>My State, My Pride Choose your home state and write:</p> <ul style="list-style-type: none"> ✓ State Name & Capital ✓ 3 Famous Monument with picture ✓ Traditional Food & Festival with Pictures. ✓ What makes you proud of your state? Explain in 60-80 words. <p>Names of India through History Make a wheel with timeline showing different names of India: like Jambudvipa → Hindustan → India</p> <ul style="list-style-type: none"> ✓ Decorate with tricolor ✓ Draw Ashoka Chakra ✓ 4 symbols that show India's unity in diversity. ✓ Explain India that is Bharat in 100 words.
6	Main Urdu	فعل	<p>۱۔ فعل کی تعریف کرے ۲۔ زمانے کے لحاظ سے فعل کی اقسام پر ایک ماڈل تیار کرے</p>

Class 6th A


Subject	Roll no	Model
English	1,06,11,16, 21,26,31	Newspaper Activity – Editor for a Day. Cut 2 reports form an English Newspaper: ✓ Paste it and underline all proper nouns and adjectives ✓ Rewirte both the same news in 80-100 words in your own words.



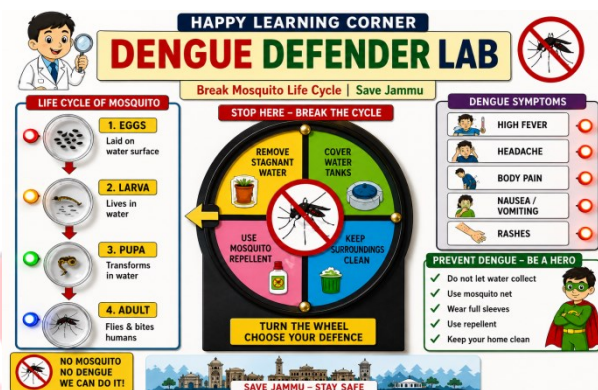
Subject	Roll no	Model
Hindi	02,07,12,17,2 2,27,32	मेरी माँ के साथ बिताए यादगार दिन विषय पर एक डायरी तैयार करें जिसमें मां के साथ बिताए गर्मी की छुट्टियों के खास पलों का वर्णन 50-60 शब्दों में चित्र सहित करें।




Subject	Roll no	Model
Maths	03,08,13,18,23,28,33	Make a working model on types of angles.



Subject	Roll no	Model
Science	04,09,14,19,24,29	Make a model of Dengue Defender lab.



Subject	Roll no	Model
S.St	05,10,15,20,25,30	Make a model of latitudes and longitudes.

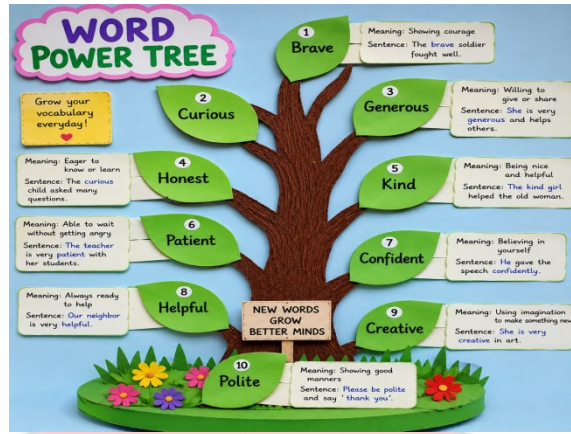


Subject	Roll no	Model
Art and craft	01 to 33	Make a doll with waste Newspaper Sticks.



Class 6th B

Subject	Roll no	Model
English	01,06,11,16,21,26,31	Word Power Tree: Make a tree where: ✓ Each leaf contains a new word ✓ Meaning and sentence written beside it



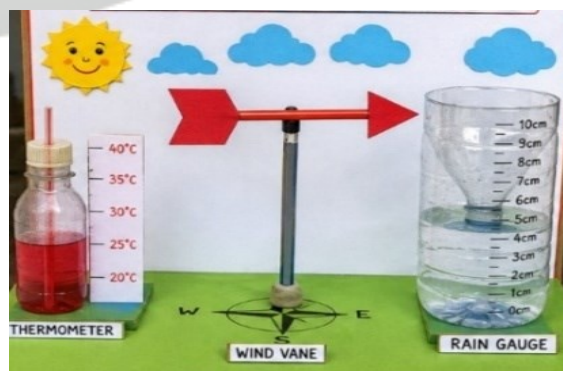
Subject	Roll no	Model
Hindi	02,07,12,17,22,27,32	पहली बूँद कविता के आधार पर एक मॉडल बनाएँ जिसमें पूरा वातावरण हरा-भरा दर्शाया गया हो।



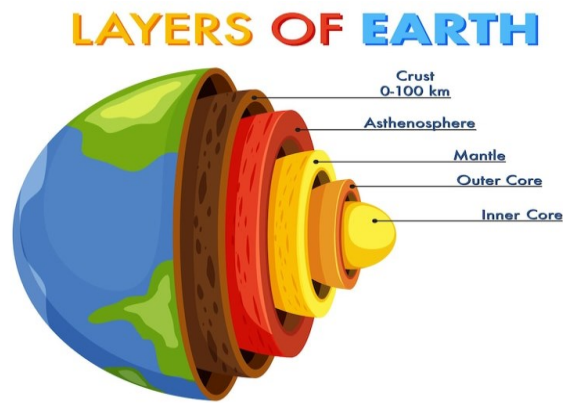
Subject	Roll no	Model
Maths	03,08,13,18,23,28,33	Make a working model of polygons.



Subject	Roll no	Model
Science	04, 09, 14, 19, 24, 29	Make a model on weather station.



Subject	Roll no	Model
S.st.	05, 10, 15, 20, 25, 30	Make a 3D model of Layers of Earth.



Subject	Roll no	Model
Art and Craft	01 to 33	Make an object by using waste plastic bottle.

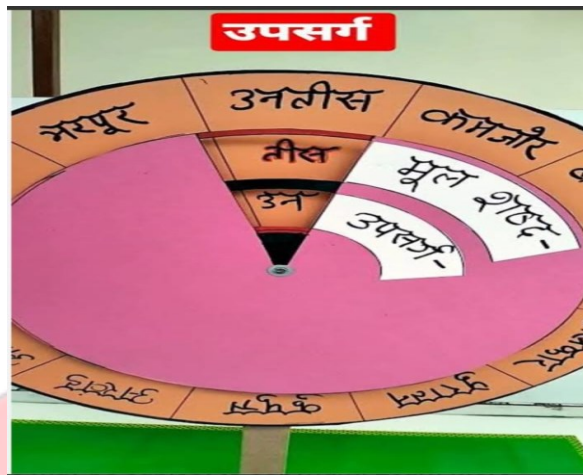


Class 6thD

Subject	Roll no	Model
English	01,06,11,16,21,26,31	Make a grammar mall model by using parts of speech.



Subject	Roll no	Model
Hindi	02,07,12,17,22,27,32	‘धूमता पहिया’ का नमूना बनाएं।



Subject	Roll no	Model
Maths	03,08,13,18,23,28,33	Make a working model on fraction.



Subject	Roll no	Model
Science	04,09,14,19,24,29	Make a model of Millet Bank ATM.



Subject	Roll no	Model
S.St	05,10,15,20,25,30	Make a poster on unity in diversity of India




Subject	Roll no	Model
Art and Craft	01 to 33	Make a Madubani Art with Sketching Pencils.



Class 6thE


Subject	Roll no	Model
English	01,06,11,16, 21,26,31	Make an action wheel model by using action words




Subject	Roll no	Model
Hindi	02,07,12,17,22,27,32	मेरी हिंदी शब्दकोश अ-श्र तक हर अक्षर से 2-2 कठिन शब्द, उनके अर्थ और चित्र बनाकर एक मिनी शब्दकोश तैयार करें।



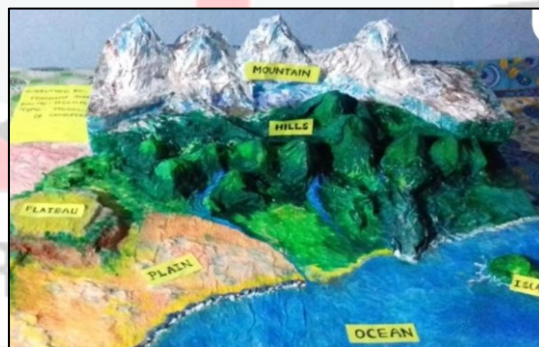
Subject	Roll no	Model
Maths	03,08,13,18,23,28	Make a working model on number system.



Subject	Roll no	Model
Science	04,09,14,19,24,29	Make a model of Nutrients Detective Board.



Subject	Roll no	Model
S.St	05,10,15,20,25,30	Make a 3D model showing different landforms




Subject	Roll no	Model
Art and Craft	01 to 32	Make a model on warli Art.



Class 6thK

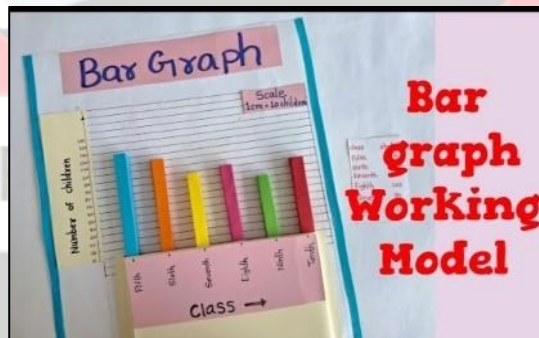
Subject	Roll no	Model
English	01,06,11,16,21,26	Make a model of tense smart house by using different form of tenses.



Subject	Roll no	Model
Hindi	02, 07, 12, 17, 22, 27	संधि वृक्ष मॉडल



Subject	Roll no	Model
Maths	03,08,13,18,23,28	Make a working model of Bar Graph.



Subject	Roll no	Model
Science	04,09,14,19,24,29	Make a working model of balanced diet smart watch.



Subject	Roll no	Model
S.St	05,10,15,20,25,30	Make a working model of Solar System.



Subject	Roll no	Model
Art and craft	01 to 30	Make a peacock model with waste spoons.



Material Required –

- English – A4 size sheet, cardboard, glue, scissor, sketch pens, shoe box, poster sheets, split pins, pictures of actions.
- Hindi – A4 size sheet , cardboard, glue, scissor, sketch pens, shoe box, scrap book, picture of mother.
- Maths – A4 size sheet , cardboard, glue, scissor, sketch pens, shoe box.
- Science – A3 size sheet , cardboard, glue, scissor, sketch pens, shoe box, split pins, plastic bottles, springs, real millets.
- Social Studies – A4 size sheet , cardboard, battery, wire, glue, scissor, sketch pens, shoe box.
- Art & Craft- A3 size sheet , cardboard, waste newspapers, glue, scissor, sketch pens, plastic bottles, plastic spoons, enamel colours.

NOTE:

- Above mentioned work is for whole 6th standard.
- Read and write one page daily from your English and Hindi text book to enhance your reading and writing skills.
- Write and learn tables form 2 to 20
- Use separate notebook for the given work.
- Revise term 1 syllabus till date.

Instructions regarding VIDEO/ PPT/PDF:

- Kindly support your child in preparing a video project on English and Environmental Studies (EVS) and send it on following Email ID: rmhomeworksubmission@gmail.com

Format: PDF/MP4 only | Max size: 25MB.
Naming convention: Child Name_2nd_Section_RollNo
Example: "Aarav_2nd_A_05"

Prioritize safety:

- Avoid sharp tools.
- Parental supervision required for craft activities, especially during usage of hot glue.

