

ESTD:-2013

Ph.No:-8803501362-63  
Email-rmpublicschool07@gmail.com  
Website-www.rmpublicschool.com



# R.M PUBLIC SCHOOL

(CBSE AFFILIATION NO. 730072)

SESSION-2024-25

Summer Holiday Homework

Class :-2<sup>nd</sup>



**Dear Students,**

*Learning is the beginning of wealth. Learning is the beginning of health. Learning is the beginning of spirituality.*

*Searching and learning is where the miracle process all begins.*

.....Jim Rohn

The summer vacation, this time would not be ice creams, candies and cool pool, but time can be utilized in honing skills and interests. It is easy to bloom, then to be bud, but you are responsible young members of nation and its our duty to follow rules. Here are some holiday activities designed for creative utilization of time. Give a flight to your imagination and spend time purposely. This summer vacation the holiday homework so designed by the mentors of the school is a medium for you all to achieve the motto of "Fun and Learn".

**REMEMBER**

- Neatness and hygiene are part of your routine.
- Holidays homework is a part of subject enrichment and will be assessed on the basis of creativity and efforts of the students.
- Its a perfect time to enhance your speaking skills and vocabulary by conversing in English with your family and siblings.
- Reading is essential for those who seek to rise above the ordinary. Spend your quality time with reading purposeful books.
- A beautiful handwriting makes a good impression. Practice one page of English and Hindi writing daily.
- Schedule your time for activities so that there is no piling up for the last moment.
- Holiday homework should be your authentic creative work.

**SUBMIT HOLIDAYS HOMEWORK ACCORDING TO THE GIVEN SLOT AND TIME SCHEDULE**

DATE	SLOTS	ROLL NO.	TIMING
15-07-2024	FIRST	1 TO 15	08:00 am to 08:30 am
	SECOND	16 onwards	08:30 am to 09:00 am



**NOTE:** The marks of holiday homework will be included in your Term-1 exam. Kindly deposit the holiday homework on above mentioned slots, later it will not be accepted by the class teacher.

## HAPPY SUMMER VACATIONS

Vacations are the best time to relax and enjoy. Summer vacation is the reason behind fun in the Sun, beach and shadow of the umbrella.

- This is to inform all the students that the summer vacation is going to begin from 1<sup>st</sup> June 2024 and will end on 16<sup>th</sup> July 2024. The school will reopen on 18<sup>th</sup> July 2024 i.e. Thursday.
- We hope you have a fantastic vacation with your family.



	<p>Class: 2<sup>nd</sup> B Roll no. 1-8</p> <p>Class: 2<sup>nd</sup> D Roll no. 1-8</p> <p>Class: 2<sup>nd</sup> E Roll no. 1-8</p>	<p><b>*Stick puppet</b></p>  <p><b>*Wind chime</b></p> <p><b>*Portfolio</b></p> 	<p><b>your vocabulary</b></p> <p><b>* Make stick puppet on the following topics (butterfly, duck, deer)</b></p> <p><b>* Make an attractive wind chime by using decorative material of your choice.</b></p> <p><b>* Make a portfolio on 'Myself'.</b></p>	<p><b>*Ice cream sticks, pictures, glue, scissors etc.</b></p> <p><b>*Disposal cups, threads, beads, glue, colourful papers etc.</b></p> <p><b>*Scrapbook, students own photographs, glue etc.</b></p>
<p>2.</p>	<p>हिंदी</p>	<p><b>* पाठ 4 (सही समय पर) और पाठ 5 (नन्हा पौधा)</b></p> <p><b>* सुलेख</b></p> <p><b>* लेखन</b></p>	<p><b>* पाठ 4 और 5 पढ़ें और कुल 15 कठिन शब्द खोज कर उन पर वाक्य लिखें ।</b></p> <p><b>* 15 पेज सुलेख के लिखें ।</b></p> <p><b>* अपने पसंदीदा भोजन की विधि और सामग्री लिखें और उसका चित्र</b></p>	

भी चिपकाएँ ।

(नोट: यह कार्य दूसरी कक्षा के सभी विद्यार्थियों के लिए है।  
\* दिए गए कार्य के लिए अलग कार्य पुस्तिका लगाएं। )  
\*कक्षा में किए गए कार्य को दोहराएं ।

\* परियोजना

Class:  
2<sup>nd</sup> A  
Roll  
no. 9-  
16

\* हमारे देश के पहले से लेकर अब तक के प्रधानमंत्री जी के चित्र चिपकाएँ और उनके नाम लिखें ।

\* स्क्रेपबुक, चित्र, आदि ।

Class:  
2<sup>nd</sup> B  
Roll  
no. 9-  
16




\* एक त्रि-आयामी (3 डी) रेलगाड़ी बनाएं और उस पर दिनों के नाम लिखें ।

\* छोटे डिब्बे, रंगीन कागज, रंगीन कलम आदि

Class:  
2<sup>nd</sup> D  
Roll  
no. 9-  
16

\* एक चार्ट बनाएं और उसमें अलग-अलग संज्ञा संबंधित चित्र चिपकाएँ ।

\*चार्ट, रंगीन कागज, चित्र आदि।

	<p><b>Class:</b> 2<sup>nd</sup>E <b>Roll</b> <b>no. 9-</b> <b>16</b></p>		<p><b>* एक त्रि-आयामी (3 डी) घंटी बनाएं</b></p>	<p><b>*मोटा रंगीन कागज, सजावट का सामान आदि ।</b></p>
<p><b>3.</b></p>	<p><b>Maths</b></p>	<p><b>* Unit 2 (Ordinal and Cardinal numbers)</b></p> <p><b>*Unit 5 (3 digit numbers)</b></p> <p><b>*Unit 6 (Addition)</b></p> <p><b>*Tables</b></p>	<p><b>* Write any 5 words and write the place of each letter of the words in ordinal numbers.{For example CAR-C(1<sup>st</sup>), A(2<sup>nd</sup>), R(3<sup>rd</sup>)}</b></p> <p><b>*Write the age of your family members and arrange in ascending and descending order.</b></p> <p><b>*Write number names from 1-100</b></p> <p><b>*Do 20 sums of addition</b></p> <p><b>*Learn and write tables from 2-6</b></p>	

**(Note: This work is for whole 2<sup>nd</sup> standard and use separate notebook for the given work.)**  
**\*Revise all the work done in the class till date.**

**\*Projects**

**Class  
2nd A  
Roll  
no. 17-  
24**



**\*Make a model on comparison of numbers i.e greater than, less than, equal to.**

**\*Cardboard, colourful sheets, charts, glue, scissors etc.**

**Class  
2nd B  
Roll  
no. 17-  
24**



**\*Make a model of an abacus.**


**\*Cardboard, colourful sheets, glue, scissors etc.**

**Class  
2nd D  
Roll  
no. 17-  
24**

**\* Make a model of even and odd numbers.**

**\*Cardboard, colourful sheets, glue, scissors etc.**



	<p>Class 2nd E Roll no. 17- 24</p>		<p>*Make a model of ascending and descending order.</p>	<p>*Cardboard, colourful sheets, glue, scissors etc.</p>
<p>4.</p>	<p>EVS</p>	<p>*L-5 (The clothes we wear)</p> <p>*L- 6 (House)</p> <p><b>(Note: This work is for whole 2<sup>nd</sup> standard and use separate notebook for the given work )</b></p> <p><b>*Revise all the work done in the class till date.</b></p>	<p>* Read the lesson and frame atleast 15 one word question answer.</p> <p>* Read the lesson and frame atleast 10 fills in the blanks.</p>	

**\* Projects**

**Class  
2nd A  
Roll  
no. 25-  
31**



**\* Make a model of Police station, bank, post office, hospital of your choice by using waste material.**

**\* Cardboard, chart, glue, colourful sheets etc.**

**Class  
2nd B  
Roll  
no. 25-  
31**



**\* Paste the pictures of different types of clothes depending on the weather and their tradition in India.**

**\* Scrapbook, pictures, glue, scissors etc.**

**Class  
2nd D  
Roll  
no. 25-  
31**



**\* Make a model of a house (Pucca house, Kutcha house, stilt house, house boat, tents, caravan, igloo) of your choice**

**\*Cardboard, charts, colourful sheets , ice cream sticks, glue, scissors etc.**

**Class  
2nd E  
Roll  
no. 25-  
31**

**\* Make a big model of a tree as per your height.**

**\* Ivory sheet, colourful sheets, glue, scissors etc.**

Subject: Urdu

S.No.	(Urdu) Subject	Topic - سبق	Activity (سرگرمی)	Material Required مواد کی ضرورت ہے۔
	(اردو)	سبق نمبر ۱- ایمانداری ۲- ہمدردی لڑکا ۳- سڑک پر چلنے کے اصول ۴- انوکھا انصاف ۵- اچھا لڑکا ۶- احسان کا بدلہ	(۱) - دس دائرے پیچ کریں۔ (۲) ڈیفک لائٹ کی تشکیل چارٹ پر بنا لیں۔ (۳) ایک سے دس تک سنتی لکھیے (A for Size Sheet) (۴) نشاہ باغ کی تصویر (A for Size Sheet) رنگائے اور باغ کی خوبصورتی پر (۵) لائٹ لکھیے۔	• چارٹ • رنگ • پیمانہ • ٹیپ • رنگ • ٹیپ • نشاہ باغ • رنگ • پینل • تصویر
		اسم کسے کہتے ہیں۔ (دو بار لکھیے) • واحد جمع لکھیے۔ (کوئی دس لکھیے) پانچ مذکر مؤنث لکھیے۔ نوٹ :- یاد کریں۔ اور الگ کاپی پر کام کریں۔		

Regards

Vice Principal