

ESTD: - 2013

Ph. No:-880350136263

Email-rmpublicschool07@gmail.com

Website-www.rmpublicschool.com



R.M PUBLIC SCHOOL

(CBSE AFFILIATION NO. 730072)

SESSION – 2024-25

SUMMER HOLIDAYS HOMEWORK

Class :- 1st



Dear Students,

*Learning is the beginning of wealth. Learning is the beginning of health.
Learning is the beginning of spirituality.*

Searching and learning is where the miracle process all begins.

.....Jim Rohn

The summer vacation, this time would not be ice creams, candies and cool pool, but time can be utilized in honing skills and interests. It is easy to bloom, then to be bud, but you are responsible young members of nation and its our duty to follow rules. Here are some holiday activities designed for creative utilization of time. Give a flight to your imagination and spend time purposely. This summer vacation the holiday homework so designed by the mentors of the school is a medium for you all to achieve the motto of "Fun and Learn".

REMEMBER

- Neatness and hygiene are part of your routine.
- Holidays homework is a part of subject enrichment and will be assessed on the basis of creativity and efforts of the students.
- Its a perfect time to enhance your speaking skills and vocabulary by conversing in English with your family and siblings.
- Reading is essential for those who seek to rise above the ordinary. Spend your quality time with reading purposeful books.
- A beautiful handwriting makes a good impression. Practice one page of English and Hindi writing daily.
- Schedule your time for activities so that there is no piling up for the last moment.
- Holiday homework should be your authentic creative work.

SUBMIT HOLIDAYS HOMEWORK ACCORDING TO THE GIVEN SLOT AND TIME SCHEDULE

DATE	SLOTS	ROLL NO.	TIMING
15-07-2024	FIRST	1 TO 15	08:00 am to 08:30 am
	SECOND	16 onwards	08:30 am to 09:00 am

NOTE: The marks of holiday homework will be included in your Term-1 exam. Kindly deposit the holiday homework on above mentioned slots, later it will not be accepted by the class teacher.

HAPPY SUMMER VACATIONS

Vacations are the best time to relax and enjoy. Summer vacation is the reason behind fun in the Sun, beach and shadow of the umbrella.

- This is to inform all the students that the summer vacation is going to begin from **1st June, 2024** and will end on **16th July, 2024**. The school will reopen on **18th July, 2024 i.e. Thursday**.
- We hope you have a fantastic vacation with your family.

S. No	Subject	Topics	Activity	Material Required
1.	English	Writing Note-This work is for whole 1st standard *Use separate notebook for the given work *Revise all the work done in class till date.	*Find out 20 new words from English text book. * Make 15 sentences on different words from text book. *Write five lines on the given topic. My school, My pet.	
	1st A Roll no. (1-7)	* My family	Click and paste two photographs of family trip with your parents during summer holidays.	A4 size sheet, glue and photographs of family trip.

1st B Roll no. (1-7)	*Best bird	Write the names and paste the pictures of young ones of any ten animals.	Waste material, colourful sheets, fevicol, cotton etc.
1st D Roll no. (1-7)	*Best bird	Make a model of any bird of your choice.	Colourful sheets, pins, fevicol etc.
1st E Roll no. (1-7)	* Doing words	Make a spin wheel on doing words.	Colourful sheets, pins , fevicol etc.
1st F Roll no. (1-7)	*My Family	Make a model of family tree.	Colourful sheets, Cardboard etc.

2.	Hindi	<p>पठन</p> <p>नोट : यह कार्य पहली कक्षा के सभी बच्चों के लिए है।</p> <p>अलग कार्य पुस्तिका पर काम करें।</p>	<p>*10 पेज सुलेख लिखें।</p> <p>*प्रथम इकाई के पाठ का पठन करें तथा 'आ' से 'ऊ' तक पाँच शब्द लिखें।</p> <p>*दो, तीन, चार अक्षरों के पांच शब्द लिखें।</p>	
----	-------	---	---	--



चिपकाने वाला पद्धार्थ, चमकीला पेपर, पिन, आदि।

3.

Maths

*Number names 1 to 9 and zero

- Learn and write tables from 2 to 5.
- Write backward counting from 50 to 1.
- Write forward counting from 151-250 .

Two times

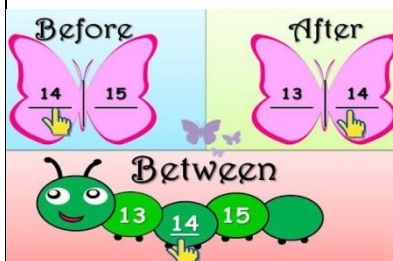
Note-This work is for whole 1st standard.

*Use separate notebook for the given work

*Revise all the work done in class till date.

1st A
Roll no:
15-21

* Before, after and in between



Make a model on Before, after and in between.


Chart, cardboard and matchstick etc.


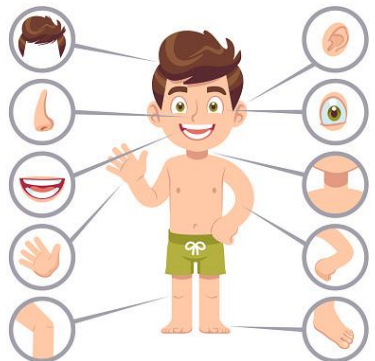
1st B
Roll no:
15-21

* Greater than, less than and equal to

Make a chart on greater than, less than and equal to.

According to your choice either in chart/ A4 size sheet.

	<p>1st D Roll no: 15-21</p> <p>1st E Roll no: 15-21</p> <p>1st F Roll no: 15-21</p>	<p>*Pre number concepts</p> <p>* Increasing order and decreasing order</p> <p>* Abacus</p> 	<p>Paste the picture of 10 opposite words.</p> <p>Make a model of increasing order and decreasing order .</p> <p>Make a model of an abacus.</p>	<p>A4 size sheet, glue etc.</p> <p>Cardboard, colourful sheets, glue etc .</p> <p>Straws, beads, cardboard etc.</p>
<p>3.</p>	<p>EVS</p> <p>1st A Roll no:</p>	<p>My Family</p> <p>Sense Organs</p> <p>Note: This work is for whole 1st standard</p> <p>Revise all work done in class till date</p> <p>Use separate notebook for the given work</p> <p>*Home Sweet Home</p>	<p>Read Lesson -2 and frame 10 one word Question / Answers</p> <p>Read Lesson -3 and write 10 jumbled words</p> <p>Prepare a model of kutchra house .</p>	<p>Card board, straw,ice-</p>

<p>22-28</p> <p>1st B Roll no: 22-28</p>	<p>*Be Safe</p> 	<p>Make a First-Aid box with all necessary material in it.</p>	<p>cream sticks etc.</p> <p>Box, white paper, glitter sheets etc.</p>
<p>1st D Roll no: 22-28</p>	<p>*Our Food</p>	<p>*Draw or paste the pictures of 5 junk food.</p>	<p>Scrap book, colours, pictures etc.</p>
<p>1st E Roll no: 22-28</p>	<p>*Kutcha house, Pucca house</p>	<p>*Make a model of Pucca house.</p>	<p>Cardbaord, straws, glue, colourful sheets etc.</p>
<p>1st F Roll no: 22-28</p>	<p>My body</p> 	<p>Draw body parts and name them.</p>	<p>A4 size sheet etc.</p>

Subject: Urdu

Class	Subject	Topic	Activity	Material reqd.
S.No.	Urdu (اردو)	سبق	سرگرمی	مواد کی ضرورت ہے
	اردو	۱- الف کی مختلف حالتیں۔ ۲- زبر، زبر اور زبر اور پلٹن (و) ۳- تشدید والے الف ۴- ہائے مختلف (ہ) ۵- دو چشمی ہ نیوٹ انگ کا پیپر کام کریں اور یاد کریں۔ اپنے بارے میں پانچ لائن لکھیے۔ (پانچ بار)	• - (۱۵) دس رائٹنگ پیج لکھیے۔ • گھر کی تصویر بنائیے (A for Size sheet) • سکول پر پانچ لائن لکھیے۔	• مائیں کی اسٹک سے گھربنا کر اسے سجائیے۔ • مائیں • مشیط • رنگ • چارٹ • سکول کی تصویر • لائن لکھیے۔

Regards
Vice Principal