

ESTD:-2013

Ph. No:-8803501362-63
Email-rmpublicschool07@gmail.com
Website-www.rmpublicschool.com



R.M PUBLIC SCHOOL

(CBSE AFFILIATION NO.730072)

SESSION-2024-25

Summer Holiday Homework

Class:- 6th



Dear Students

Learning is the beginning of wealth. Learning is the beginning of health. Learning is the beginning of spirituality.

Searching and learning is where the miracle process all begins.

.....Jim Rohn

The summer vacation, this time would not be ice creams, candies and cool pool, but time can be utilized in honing skills and interests. It is easy to bloom, then to be bud, but you are responsible young members of nation and its our duty to follow rules. Here are some holiday activities designed for creative utilization of time. Give a flight to your imagination and spend time purposely. This summer vacation the holiday homework so designed by the mentors of the school is a medium for you all to achieve the motto of "Fun and Learn".

REMEMBER

- Neatness and hygiene are part of your routine.
- Holidays homework is a part of subject enrichment and will be assessed on the basis of creativity and efforts of the students.
- Its a perfect time to enhance your speaking skills and vocabulary by conversing in English with your family and siblings.
- Reading is essential for those who seek to rise above the ordinary. Spend your quality time with reading purposeful books.
- A beautiful handwriting makes a good impression. Practice one page of English and Hindi writing daily.
- Schedule your time for activities so that there is no piling up for the last moment.
- Holiday homework should be your authentic creative work.

SUBMIT HOLIDAYS HOMEWORK ACCORDING TO THE GIVEN TIME AND SLOT SCHEDULE

DATE	SLOTS	ROLL NO.	TIMING
15-7-2024	FIRST	1 TO 15	8:00 am to 8:30 am
	SECOND	16 onwards	8:30 am to 9:00 am

NOTE: The marks of holiday homework will be included in your Term-1 exam. Kindly deposit the holiday homework on above mentioned slots, later it will not be accepted by the class teacher.

HAPPY SUMMER VACATIONS

Vacations are the best time to relax and enjoy. Summer vacation is the reason behind fun in the Sun, beach and shadow of the umbrella.

- This is to inform all the students that the summer vacation is going to begin on 1ST June 2024 and will end on 16th July 2024. The school will reopen on 18th July 2024 i.e Thursday.
- Summer holidays homework has been uploaded on our school website : www.rmpublicschool.com
- Kindly go through it.
- We hope you have a fantastic vacation with your family.

S. No	Subject	Topics	Activity	Material Required
1	English	1. A spark neglected burns the house Auxiliary modals	Create your own story based on activity chapter. Make flashcards on various Auxiliary Modals	Colours, white paper Chart Cardboard Colours
2	Math's	1) Basic Geometrical Ideas 2). Data Handling 3). Tables	Make different types of angles on the basis of their measurement. Collect information about the height of your classmates in centimetres. Represent this data in frequency distribution table Learn and write tables from 2 to 20	Different colours, A4 size Colour sheets, scale Separate notebook Separate Notebook

3	Science	<p>1. Fibre to fabric</p> <p>Garbage in garbage out</p>	<p>Paste different types of fibres on A4 size sheet.</p> <p>Make compost in your garden and write report on it.</p>	<p>Colours, Fibres , glue</p> <p>Things used As per the requirement of your activity</p>
4	S. St	<p>1. Major Domains of the Earth</p> <p>2. What is Government?</p> <p>3. From Hunting - Gathering to Growing Food</p>	<p>Draw different Domains of Earth and write its importance.</p> <p>Make a Pyramid to show different levels of government in India.</p> <p>On the physical map of India, mark these sites- Burzahom, Mehrgarh, Koldihwa, Chirand, Mahagara, Daojali Hading, Hallur, Paiyamaipalli on fair notebook.</p>	<p>On A4 size sheet</p> <p>On A4 size sheet</p> <p>Notebook</p>

5	Hindi	(1पाठ 3 – हम पंछी उन्मुक्त गगन के। 2) पर्यायवाची शब्द 3) डायरी लेखन	छात्र अगर आपको भी पंछियों की तरह बिना किसी रोक-टोक के उड़ने के लिए खुला आसमान दे दिया जाए, तो आप क्या करेंगे। A-4 साइज शीट पर कुछ पंक्तिया लिखें। 20 पर्यायवाची शब्दों के तीन-तीन अर्थ लिखें । एक रंगीन कागज पर 'आपने होली का त्योहार किस तरह मनाया' इस पर 60 से 80 शब्दों में डायरी लेखन लिखें ।	A-4 साइज शीट। रंगीन पृष्ठ रंगीन पृष्ठ
---	-------	---	---	---

Section-A

Subject:	Roll no.	Model
S.St	1 to 10	Make Model of Layers of Atmosphere .



Section-A

Subject:	Roll no.	Model
Science	11 to 20	Make a model on water cycle.




Section-A

Subject:	Roll no.	Model
Art and Craft	21 Onwards	Make a big tree with News Paper. (Best out of waste)



Section-B

Subject:	Roll no.	Model
S.St	1 to 10	Make a model on nature and conservation.



Section-B

Subject:	Roll no.	Model
Science	11 to 20	Make model of Eco friendly dustbin.



Section-B

Subject:	Roll no.	Model
Maths	21 onwards	Make a working model on geometrical shapes.



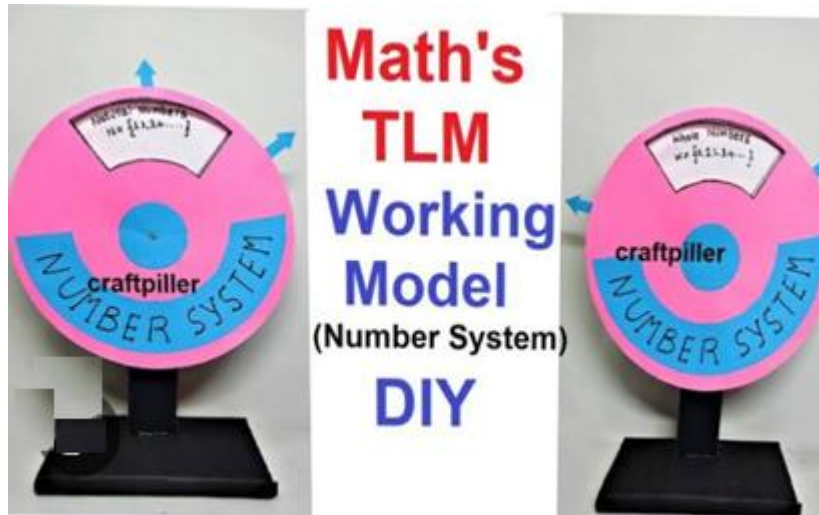
Section-D

Subject:	Roll no.	Model
Science	1 to 10	Make a working model of waste management and recycling .



Section-D

Subject:	Roll no.	Model
Maths	11 to 20	Make a working model on number system .



Section-D

Subject:	Roll no.	Model
Art and Craft	21 onwards	Make a decorative bottle with waste material .



Section-E

Subject:	Roll no.	Model
Art and Craft	1 to 10	Make a model of bird's feeder with waste products .



Section-E

Subject:	Roll no.	Model
Science	11 to 20	Make a model on birds home.



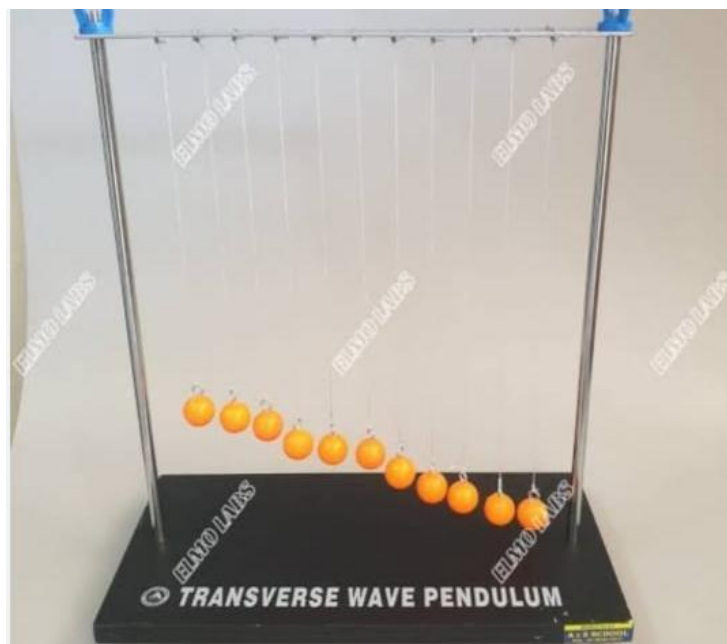
Section-E

Subject:	Roll no.	Model
Maths	21 onwards	Make a working model on polygon - pentagon, hexagon etc. (any one)



Section-F

Subject:	Roll no.	Model
Science	1 to 10	Make a working model of pendulum.



Section-F

Subject:	Roll no.	Model
Art and Craft	11 to 20	Make a landscape picture on A3 size sheet with simple framing.



Section-F

Subject:	Roll no.	Model
Maths	21 onwards	Make a working model on multiplicative inverse.



Note: Revise all the work done in the class.

Regards
Vice Principal