



R.M PUBLIC SCHOOL

(CBSE AFFILIATION NO. 730072)

SESSION-2023-24

Winter Holidays Homework

Class : 6th



Circular No. : 930

Date : 28-12-2023

Dear Parents / Students

Greetings from RMPS Fraternity!



“Books become permanent companions. Sometimes, they are born before us; they guide us during our life journey and continue for many generations”.

.....A.PJ ABDUL KALAM

Winter vacations are a delightful escape from the routine, offering a chance to embrace the chilly enchantment of the season. Whether it's snuggling up with a book by the fireplace, embarking on a snowy adventure, or simply relishing the festive spirit, these moments become a tapestry of warmth in the midst of the cold. The serene landscapes draped in snow create a picturesque backdrop for relaxation and reflection, making winter vacations a cherished interlude to recharge and appreciate the beauty of the season. Here are some holiday activities designed for creative utilization of time. Give a flight to your imagination and spend time purposely. This winter vacation the holiday homework so designed by the mentors of the school is a medium for you all to achieve the motto of “Fun and Learn”.

REMEMBER

- *Neatness and hygiene are part of your routine.
- *Holidays homework is a part of subject enrichment and will be assessed on the basis of creativity and efforts of the students.
- * It's a perfect time to enhance your speaking skills and vocabulary by conversing in English with your family and siblings.
- *Reading is essential for those who seek to rise above the ordinary. Spend your quality time with reading purposeful books.
- * A beautiful handwriting makes a good impression. Practice one page of English and Hindi writing daily.
- * Schedule your time for activities so that there is no piling up for the last moment.
- * Holiday homework should be your authentic creative work.
- * The marks of holiday homework will be included in your Term-2 exam. Kindly deposit the holiday homework on below mentioned slots, later it will not be accepted by the class teacher.

SUBMIT HOLIDAYS HOMEWORK ACCORDING TO THE GIVEN SCHEDULE

DATE	SLOTS	ROLL NO.	TIMING
09-01-2024	FIRST	1 TO 15	09:00 am to 09:30 am
	SECOND	16 onwards	09:30 am to 10:00 am

S. No	Subject	Topics	Activity	Material Required
1	English	Prepositions	Five flash cards of Prepositions.	Card board, different pictures
		Direct and Indirect speech	Write the rules of direct and indirect speech	Note book, pen, colour
			Revise all the lessons of PA 2 and Term 2.	


2	Maths	Basic Geometrial Ideas	<p>Project Cut a circle \odot of radius 4cm using a colourful sheet , paste it on an A4 size sheet.Also, show different parts of circle.</p> <p>Write and learn tables from 12 to 19</p> <p>Revise all the lessons of PA 2 and Term 2.</p>	<p>Glue, colours, glitter sheets , glitter tubes,etc.</p> <p>Note book, pen</p>
3	Science	Light and Shadow	<p>Write five characteristics of shadow and draw picture to show shadow formation.</p> <p>Make a table on the average life span of some organisms like bacteria, housefly and mouse</p> <p>Revise all the lessons of PA 2 and Term 2</p>	<p>Pencil, Notebook, Pen</p> <p>Pencil, Notebook, Pen</p>
4	S. St	India - Natural Vegetation, wildlife	<p>Make a flow chart showing different vegetations.</p> <p>Learn State, Capital and union territories.</p>	<p>Waste material Animals pictures, glue, sketch pen .</p>

			<p>Paste five pictures of your favourite states</p> <p>Revise all the lessons of PA 2 and Term 2.</p>	Notebook, glue, pictures
5	हिंदी	स्वास्थ्य पर किरणों का प्रभाव	<p>हमें अपने शरीर को स्वास्थ्य रखने के लिए कैसे आहार लेने चाहिए ? कापी पर लिखें ।</p> <p>हमें अपने पालतू पशु के साथ कैसा व्यवहार करना चाहिए । कापी पर लिखें ।</p> <p>द्वितीय इकाई और द्वितीय सत्र का पाठ्यक्रम याद करें।</p>	<p>काँपी, कलम</p> <p>काँपी, कलम</p>

Dear students


6th A

This project is for Odd Roll nos.— City made of maths with different types of shapes.



6th A

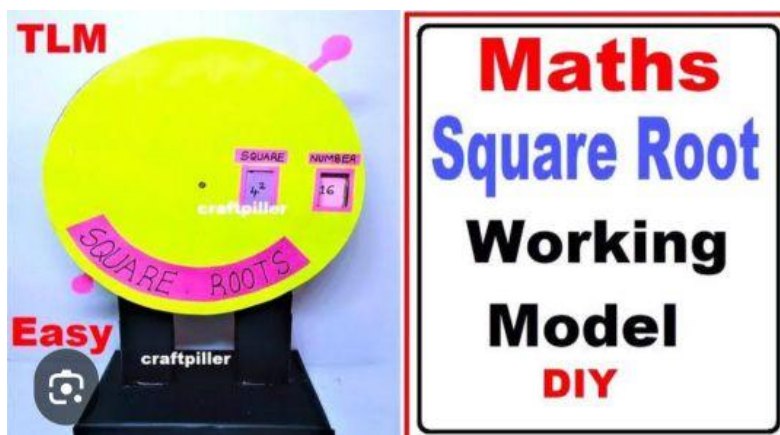
This project is for Even Roll no.— Make a model of maths 3d shape easy tutorial



Class - 6th B

Odd Roll Nos.


Make a square root working model.



6th B

Even Roll nos.

Make a model of Angles on parallel lines.



Class – 6th D

Odd Roll nos.: Make a beautiful bouquet.



6th D

Even Roll nos.

Make a robot with toilet paper

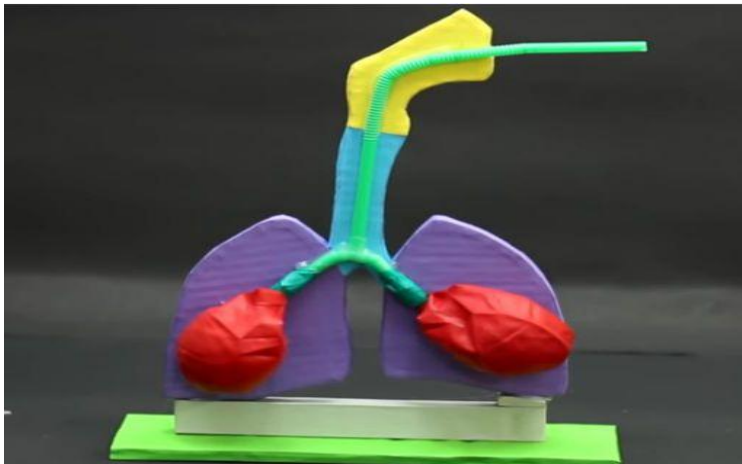


Class 6th E- Odd Roll nos. - Prepare a working model of water purification.



6th E

Even Roll nos.: Make a model of Respiratory system in human body.



Class 6th F

Odd Roll nos.

Make a working model of food pyramid and balanced diet.



Class 6th F

Even Roll nos.

Prepare a working model of water cycle.





Regards
Vice Principal